

601899



2022

1

www.sse.com.cn

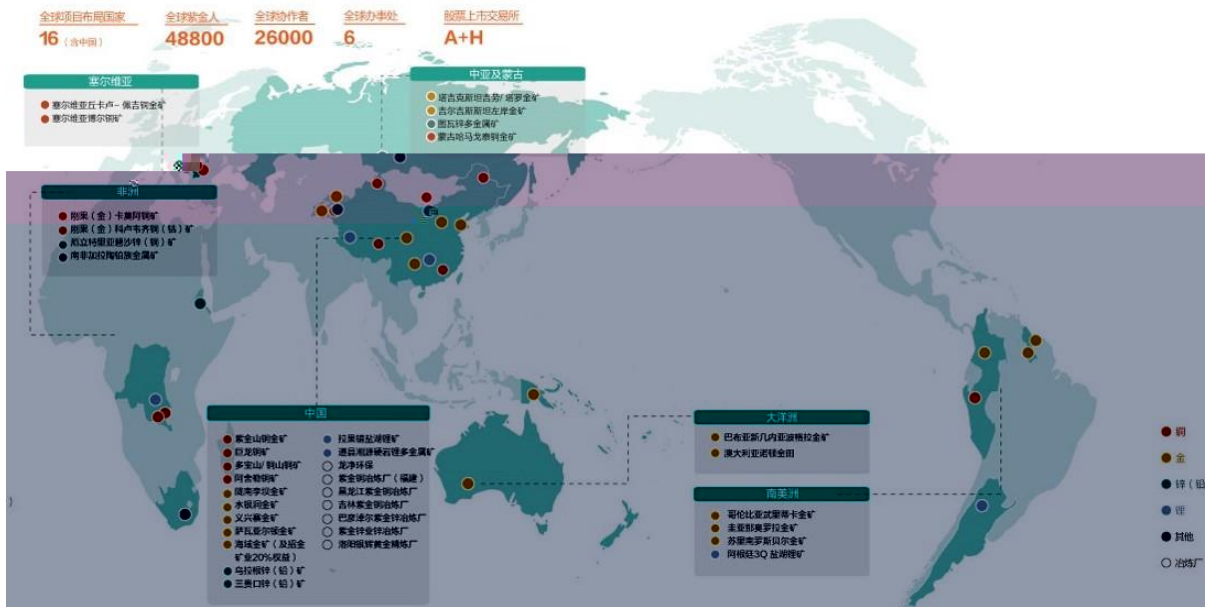
2

1

A			601899	
H			2899	

		1811		
	B		1811	B
		0592-2933668		0592-2933653
		zheng_youcheng@zijinmining.com		zy@zijinmining.com

2



	64,770,745,546	67,686,782,585	71,733,616,578	66,137,853,750
	8,910,988,313	9,658,855,668	6,306,864,011	5,116,142,981
	7,415,265,303	8,015,161,533	5,257,481,902	4,079,301,385
	6,123,805,269	6,506,227,828	4,037,091,451	3,374,921,429
	6,042,914,344	5,981,304,306	3,898,858,853	3,607,993,414
	7,427,862,528	8,147,906,997	6,372,678,036	6,730,054,799

3.3

/	87.7	48.72%	59.53%
/	56.4	18.76%	47.97%
/	40.2	1.48%	48.69%
/	387.5	25.47%	46.47%

3.4

	/	/	/	/	/	/
	3,209	1,191	480	429	1,864	154
	7,372	3,117	1,118	1,215	14,612	302
	92%	40%	11%	43%	-	-

1. 2964.37 4422.90 2022 2021 3494.79

2. 1:2.47 404.68

4


4.1

10


	529,531
	475,582
10	

			(%)			
	0	6,083,517,704	23.11	0		208,484,145
	582,050	5,721,549,630	21.73	0		0
	604,718,758	1,842,799,251	7.00	0		0
	0	691,190,770	2.63	0		0
2	-31,839,670	451,277,484	1.71	0		0
	26,854,326	317,056,602	1.20	0		0
	22,230,589	163,268,932	0.62	0		0
1	-17,192,699	150,366,400	0.57	0		0
	-64,900,155	150,099,924	0.57	0		0
	-36,342,875	150,000,000	0.57	0		0

4.2



4.3



4.4

10

5

5.1

						%
2021 () ()	21 02	188162.SH	2026-06-03	5	3.87	
2021 () ()	21 01	188161.SH	2024-06-03	15	3.46	
2021 ()	21 03	188495.SH	2026-08-03	20	3.1	
2022 ()	22 01	185486.SH	2027-03-08	15	3.6	
2022 ()	22 02	185806.SH	2027-05-26	35	2.94	
2019	19 MTN001B	101900303.IB	2024-03-11	10	4.3	
2019	19 MTN003	101901191.IB	2024-08-30	25	3.95	
2020	20 MTN001	102000148.IB	2025-02-21	10	3.51	
2020	20 MTN002	102000145.IB	2023-02-21	10	3.1	
2020	20 MTN003	102002180.IB	2023-11-23	20	4.2	

2021	21 GN001()	132100045.IB	2024-04-27	3	3.71
2021	21 MTN001	102101852.IB	2026-09-14	15	3.25
2022	22 MTN001	102280542.IB	2027-04-22	20	3.15
2022	22 MTN002	102281888.IB	2032-08-24	7	3.8
2022	22 MTN003	102282230.IB	2029-10-13	15	3.2
2022	22 MTN004	102282287.IB	2027-10-19	15	2.79
2022	22 SCP005	012283658.IB	2023-07-18	5	1.84

	2022	2021	%
%	59.33	55.47	3.86
	19,531,070,917	14,680,534,183	33.04
EBITDA	0.24	0.30	-20.00
	8.46	10.37	-18.42

1

				10		87.73
	56.36	44.20	387.5		48.72%	18.76%%
1.75%	25.47%	2,703.29	299.93			
	200.42	20.09%	20.97%	27.88%		3,060.44
	46.72%	889.43	25.21%			

2